


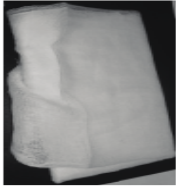





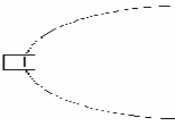

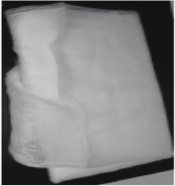





- Give the clues and objects to a friend and have them try to put the objects in the correct order.
- Draw a sketch of the correct order so that your friend can check their answer.

Assessment:

There is no assessment for this extension lesson.



Directions: Cut out the cards below to make two sets. Photocopy as needed to make one set per student.

<p>The coffee filter is <u>fourth</u>.</p> 	<p>The cheesecloth is <u>fifth</u>.</p> 	<p>The cotton balls are <u>third</u>.</p> 	<p>The container is <u>first</u>.</p> 
<p>The gravel is <u>second</u>.</p> 	<p>The water is <u>seventh</u>.</p> 	<p>The sand is <u>sixth</u>.</p> 	<p>The container is <u>first</u>.</p> 
<p>The coffee filter is <u>fourth</u>.</p> 	<p>The cheesecloth is <u>fifth</u>.</p> 	<p>The cotton balls are <u>third</u>.</p> 	<p>The container is <u>first</u>.</p> 
<p>The gravel is <u>second</u>.</p> 	<p>The water is <u>seventh</u>.</p> 	<p>The sand is <u>sixth</u>.</p> 	<p>The container is <u>first</u>.</p> 