

Engineering is Elementary "Designing Walls" Assessment



Marking Instructions	
<ul style="list-style-type: none"> Use a No. 2 pencil or a blue or black ink pen only. Do not use pens with ink that soaks through the paper. Make solid marks that fill the response completely. Make no stray marks on this form. 	
CORRECT: ●	INCORRECT: ○ ⊗ ⊘ ⊙ ⊚

My initials are:		
FIRST INITIAL:		(A)(B)(C)(D)(E)(F)(G)(H)(I)(J)(K)(L)(M)(N)(O)(P)(Q)(R)(S)(T)(U)(V)(W)(X)(Y)(Z)
MIDDLE INITIAL:		(A)(B)(C)(D)(E)(F)(G)(H)(I)(J)(K)(L)(M)(N)(O)(P)(Q)(R)(S)(T)(U)(V)(W)(X)(Y)(Z)
LAST INITIAL:		(A)(B)(C)(D)(E)(F)(G)(H)(I)(J)(K)(L)(M)(N)(O)(P)(Q)(R)(S)(T)(U)(V)(W)(X)(Y)(Z)

I am a:
<input type="radio"/> Girl <input type="radio"/> Boy

I was born in:
<input type="radio"/> January <input type="radio"/> February <input type="radio"/> March <input type="radio"/> April <input type="radio"/> May <input type="radio"/> June <input type="radio"/> July <input type="radio"/> August <input type="radio"/> September <input type="radio"/> October <input type="radio"/> November <input type="radio"/> December

Today the date is:																								
MONTH	DAY	YEAR																						
<input type="radio"/> January <input type="radio"/> February <input type="radio"/> March <input type="radio"/> April <input type="radio"/> May <input type="radio"/> June <input type="radio"/> July <input type="radio"/> August <input type="radio"/> September <input type="radio"/> October <input type="radio"/> November <input type="radio"/> December	<table style="width: 100%; border-collapse: collapse;"> <tr> <td style="width: 50%;"></td> <td style="width: 50%;"></td> </tr> <tr> <td style="text-align: center; padding: 5px;">0</td> <td style="text-align: center; padding: 5px;">0</td> </tr> <tr> <td style="text-align: center; padding: 5px;">1</td> <td style="text-align: center; padding: 5px;">1</td> </tr> <tr> <td style="text-align: center; padding: 5px;">2</td> <td style="text-align: center; padding: 5px;">2</td> </tr> <tr> <td style="text-align: center; padding: 5px;">3</td> <td style="text-align: center; padding: 5px;">3</td> </tr> <tr> <td></td> <td style="text-align: center; padding: 5px;">4</td> </tr> <tr> <td></td> <td style="text-align: center; padding: 5px;">5</td> </tr> <tr> <td></td> <td style="text-align: center; padding: 5px;">6</td> </tr> <tr> <td></td> <td style="text-align: center; padding: 5px;">7</td> </tr> <tr> <td></td> <td style="text-align: center; padding: 5px;">8</td> </tr> <tr> <td></td> <td style="text-align: center; padding: 5px;">9</td> </tr> </table>			0	0	1	1	2	2	3	3		4		5		6		7		8		9	<input type="radio"/> 2006 <input type="radio"/> 2007 <input type="radio"/> 2008 <input type="radio"/> 2009 <input type="radio"/> 2010 <input type="radio"/> 2011 <input type="radio"/> 2012
0	0																							
1	1																							
2	2																							
3	3																							
	4																							
	5																							
	6																							
	7																							
	8																							
	9																							



































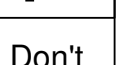

Do Not Mark				
s	s	s	s	s
0	0	0	0	0
1	1	1	1	1
2	2	2	2	2
3	3	3	3	3
4	4	4	4	4
5	5	5	5	5
6	6	6	6	6
7	7	7	7	7
8	8	8	8	8
9	9	9	9	9

Read the statements below.

If a statement is True, fill in the circle with a "T" in it.

If the statement is False, fill in the circle with an "F" in it.

If you do not know, fill in the circle with a "?" in it.


























































	True	False	I Don't Know
1. Soil is an earth material.			
2. A tar road is made of earth materials.			
3. Particles of clay are larger than particles of sand.			
4. Plastic is an earth material.			
5. Materials engineers drive machines to dig up rocks.			
6. Wood is an earth material.			
7. Materials engineers design only cloth.			
8. Brick is human-made.			
9. A chair can be made of plastic.			
10. A plastic bucket is made of earth materials.			
11. A cup can be made out of metal.			
12. Materials engineers design computers.			
13. Clay is human-made.			
14. Soil is a mixture of other earth materials.			
15. A rock wall is made of earth materials.			
16. Materials engineers design metals for spaceships.			
17. Materials engineers test metals to see how strong they are.			
18. Soil has bits of dead plants and dead animals in it.			
19. Plastic is human-made.			
	True	False	I Don't Know

Read the statements below.

If a statement is True, fill in the circle with a "T" in it.

If the statement is False, fill in the circle with an "F" in it.

If you do not know, fill in the circle with a "?" in it.













































	True	False	I Don't Know
20. Sand is never mixed with soil in nature.			
21. Dry clay has different properties than wet clay.			
22. A cup can be made out of wood.			
23. A wooden shovel is made of earth materials.			
24. Dry rock has different properties than wet rock.			
25. A mortar that cracks is strong.			
26. Materials engineers test materials to see how they break.			
27. A clay brick is made of earth materials.			
28. A chair can be made of wood.			
29. Materials engineers make statues.			
30. "Rough" is a property of a brick.			
31. "Made out of clay" is a property of a brick.			
32. A cup can be made out of glass.			
33. Materials engineers design plastic for making boats.			
34. Dry soil has different properties than wet soil.			
35. A cup can be made out of plastic.			
36. Materials engineers help to fix cars.			
37. Dry sand has different properties than wet sand.			
38. Cloth is an earth material.			
	True	False	I Don't Know

Read the statements below.

If a statement is True, fill in the circle with a "T" in it.

If the statement is False, fill in the circle with an "F" in it.

If you do not know, fill in the circle with a "?" in it.

	True	False	I Don't Know
39. Wet sand stays sticky after it dries.			
40. Earth materials have many different uses.			
41. A mortar that crumbles is strong.			
42. Dry plastic has different properties than wet plastic.			
43. Materials engineers drive trains.			
44. A cup can be made out of brick.			
45. Materials engineers help make electricity work.			
46. Wet clay stays sticky after it dries.			
47. A stone castle is made of earth materials.			
48. Materials engineers design wedding dresses.			
49. Rock is an earth material.			
50. Materials engineers design paint that dries quickly.			
51. Wet soil stays sticky after it dries.			
52. Clay is an earth material.			
53. A chair can be made of brick.			
54. Particles of soil are all the same shape and size.			
55. A chair can be made of cloth.			
56. Materials engineers mix things to get materials with new properties.			
	True	False	I Don't Know